

**JEPSON<sup>®</sup>** **PRO**

[www.jepson-power-tool-koshin.com](http://www.jepson-power-tool-koshin.com)



**KO SHIN ELECTRIC & MACHINERY CO., LTD.**

LIN-KOU TH INDUSTRIAL PARK NO.33 DING-HU ROAD,  
KUIZHAN DIST., TAOYUAN CITY 333, TAIWAN

Tel : +886-3-328-0199

Fax : +886-3-328-0110

Attn : CJ Chen / Sales Manager

Email : [sales@jepson-power-tool-koshin.com](mailto:sales@jepson-power-tool-koshin.com)

[www.jepson-power-tool-koshin.com](http://www.jepson-power-tool-koshin.com)

**CATALOGUE**

**JEPSON<sup>®</sup>**

**PRO**

## KO SHIN ELECTRIC & MACHINERY COMPANY LTD.

Ko Shin Electric & Machinery Company was founded in 1952 and is the premier power tool manufacturers in Taiwan with over 60 years of high quality manufacturing and export experience. We have gained a reputation in the industry for producing high quality products and all manufacturing are done in Taiwan with precision control and management.


We are seeking for power tools distributor and wholesalers in all regions. Our company also offers the best OEM/ODM of the power tools ranging from specialty tools, customized high power motors, and related components.

For further information or if you have any inquiries, please don't hesitate to contact us.



# Contents

35mm Magnetic Core Drill Machine	03
75mm Magnetic Core Drill Machine	04
Dry Metal Cutter 355mm(14") 9435T3	05
305mm(12") 9430T3	05
255mm(10") Dry Miter Cutter 9410ND	06
192mm(7.55") Handheld Metal Cutting Saw 8219	07
Cut Off Saw 355mm(14") 9514T2	08
355mm(14") 9515T3	08
Drill / Hammer Drill / Rotary Hammer	09
Mixer / Polisher / Sander / Concrete Vibrator	10
Demolition Hammer / Planer / Screw Driver	11
Grinder / Rotary Die Grinder	12
Circular Saw / Tile Cutter / Jig Saw/ Reciprocating Saw	13
Sander / Trimmer / Router / Groove Cutter	14



CATALOGUE



## 35mm MAGNETIC CORE DRILL MACHINE mod. 1835

- Dove Tail Design with 50 micro Durable Coating
- 1100 Watts motor with 2-Speed
- 30mm / 55mm Cutting Depth
- Maximum 16mm Twist Drill
- Maximum 35mm Core Drill
- 165mm Stroke Length
- Light Weight at 12Kg



**1/2" Drill Chuck Adapter with 1/2" - 20 Thread**  
(Weldon 19mm / 3/4")



**5/8" Drill Chuck Adapter with 5/8" - 16 Thread**  
(Weldon 19mm / 32mm / MT3)

Voltage / Wattage	230V~ / 50Hz / 1100W	Cutting Depth	30mm / 55 mm
Voltage / Amp	115V~ / 9 A	Max Core Drill Diameter	35mm or 1.25inch
Speed 1	650 min <sup>-1</sup> (idling)	Max Twist Drill Diameter	16mm or 5/8inch
Speed 2	1100 min <sup>-1</sup> (idling)	Stroke Length	165mm
Core Drill Type	Weldon 19mm or 3/4inch	Approximate Net Weight	13 kg



## 75mm MAGNETIC CORE DRILL MACHINE mod. 1875

- Dove Tail Design with 50 micro Durable Coating
- 1700 Watts motor with 4-Speed
- 30mm / 55mm / 110mm Cutting Depth
- Maximum 31.75mm Twist Drill
- Maximum 75mm Core Drill
- 270mm Stroke Length
- Light Weight at 24Kg

### TCT Core Drill Set



### HSS Core Drill Set MADE IN GERMANY



Voltage / Wattage	230V~ / 50Hz / 1700W	Core Drill Type	MK3- 19mm or 3/4"
Voltage / Amp	115V~ / 14 A	Cutting Depth	30mm / 55 mm / 110 mm
Speed 1	190 min <sup>-1</sup> (idling)	Max Core Drill Diameter	75mm or 1.3inch
Speed 2	300 min <sup>-1</sup> (idling)	Max Twist Drill Diameter	31.75mm or 1.25inch
Speed 3	420 min <sup>-1</sup> (idling)	Stroke Length	270mm
Speed 4	660 min <sup>-1</sup> (idling)	Approximate Net Weight	24 kg

## 355mm(14") Premium Super Dry Cutter mod. 9435T3



## 305mm(12") Dry Metal Cutter mod. 9430T3

# DRY METAL CUTTER

- No lubricant, no sparks, no burrs, no heat
- World patent blade supporting set lower blade noise and vibration
- Aluminum alloy base
- Burrs collector tray
- Low speed high torque motor for most efficient cutting
- Patent quick release vise assembly

Model	Amp	Wattage	R.P.M.
9430T3	15A	2000W	1400rpm
9435T3	15A	2200W	1300rpm

	90° 140mmX9mm 5.512"X0.354"	125mmX125mmX13mm 4.921"X4.921"X0.5118"	105mmX155mmX13mm 4.134"X6.102"X0.5118"
45° 102mmX9mm 4.016"X0.354"	75mmX100mmX13mm 2.953"X3.937"X0.5118"		







Max.  $\varnothing$  mmxt  
Max. axbxt



## 255mm(10") DRY MITER CUTTER mod. 9410ND

- Heavy duty motor
- No lubricant, no sparks, no burrs, no heat
- Aluminum alloy base, motor arm, gear case
- Precision cut and hardened metal gears
- All ball and needle bearing construction

Amp	Wattage	R.P.M.
15A	1500W	1600rpm

Maximaler Arbeitsraum mit Spannsystem in mm Maximum Cutting Capacity with vice in mm			
90°Schnitt/Cutting	$\phi$ 70mm	45°Schnitt/Cutting	$\phi$ 60mm
	 70x70mm		 60x60mm
	 100x70mm		 60x60mm
ohne Spannsystem/without vice		ohne Spannsystem/without vice	





## 190mm(7.55") HANDHELD METAL CUTTING SAW

mod. 8219

- Patent noise reducing carbide tipped blade
- Magnesium casting parts
- Stainless steel base
- Burrs extraction design with removal for cleaning
- Heavy duty powerful motor
- Quick and easy blade removal and installation

Amp	Wattage	R.P.M.
12A	1300W	3800rpm

Max. Ø mm				
Max. a x b				
<b>Size</b>	90x90x7mm	65x65x3mm	65mm	7mm





355mm (14") Cut Off Saw  
mod. 9514T2

355mm (14") Super Cut Off Saw  
mod. 9515T2



## CUT OFF SAW

- All ball and needle bearing construction
- 2500W / 2000W heavy duty motor
- Aluminum alloy motor arm and housing
- Bevel fence for 0°- 45° cuts
- Quick release locking vise
- Abrasive cover with sub-guard

Model	Amp	Wattage	R.P.M.
9514T2	15A	2000W	3100rpm
9515T2	15A	2500W	3500rpm



## 13mm DRILL 1/2"

mod. 1013S

mod. 1112



- Heavy duty powerful motor
- Aluminum alloy construction
- All ball bearing construction

Model	Amp	Wattage	R.P.M.
1013S	4.3A	450W	1250rpm
1112	6A	640W	800rpm

## 13mm DRILL

mod. 1113



- Heavy duty powerful motor
- Aluminum alloy construction
- All ball bearing construction

Amp	Wattage	R.P.M.
6A	640W	800rpm

## 13mm DRILL

mod. 1513



- Heavy duty powerful motor
- Aluminum alloy construction
- All ball bearing construction

Amp	Wattage	R.P.M.
7A	730W	1100rpm

## 10mm REVERSIBLE DRILL

mod. 1409V

## 6.5mm DRILL

mod. 1406



- Variable reversible speed
- Metal cut gears
- Compact and durable design

Model	Amp	Wattage	R.P.M.
1409V	3.3A	320W	0-2800rpm
1406	2A	210W	4500rpm

## 13mm REVERSIBLE HAMMER DRILL

mod. 2013V

## 10mm REVERSIBLE HAMMER DRILL

mod. 2010



- Variable reversible speed
- Metal cut gears
- Compact and durable design

Model	Amp	Wattage	R.P.M.
2013V	5A	520W	0-2800rpm
2010	4A	430W	0-2800rpm

## ROTARY HAMMER

mod. 2426



- 26mm drilling capacity
- Aluminum alloy gear case design
- Reversible two speed hammer and drilling selection
- All ball and roller bearing construction

Amp	Wattage	R.P.M.
7A	700W	0-1050rpm

## MIXER

mod. 1013M



- Aluminum alloy housing and gear case construction
- Heavy duty powerful motor
- Heavy duty mixer

Amp	Wattage	R.P.M.
4.3A	450W	1250rpm

## MIXER

mod. 1113M




- Aluminum alloy housing and gear case construction
- Heavy duty powerful motor
- Heavy duty mixer

Amp	Wattage	R.P.M.
6A	640W	800rpm

## CONCRETE VIBRATOR

mod. 1313



- Aluminum alloy housing and gear case construction
- Heavy duty powerful motor
- Heavy duty concrete vibrator

Amp	Wattage	R.P.M.
6A	640W	550rpm

## HEAVY DUTY MIXER

mod. 1513L



- Aluminum alloy housing and gear case construction
- Heavy duty powerful motor
- Heavy duty mixer

Amp	Wattage	R.P.M.
7A	730W	1100rpm

## 6" POLISHER

mod.3605

## 5" DISC SANDER

mod.3405



- All ball bearing construction
- Heavy duty powerful motor
- Paint removal, polishing, sanding surface preparation

Model	Amp	Wattage	R.P.M.
3605	5A	520W	0-2600rpm
3405	3.6A	380W	4500rpm

## 7" POLISHER

mod.3118H

## 7" SANDER

mod.3115



- Aluminum alloy housing and gear case construction
- Variable speed and high speed quick set design
- Heavy duty polishing and sanding surface preparation

Model	Amp	Wattage	R.P.M.
3118H	7A	730W	1200-2200rpm
3115	7A	730W	4000rpm

## DEMOLITION HAMMER

mod.274 I



- Anti vibration isolation handle
- Forged hammer mechanism
- Easy chisel release

Amp	Wattage	R.P.M.
7A	730W	1100rpm

## IMPACT WRENCH

mod.6204



- Hardened metal gears
- Forged anvil and impactor
- All ball bearing construction
- 240 ft/lbs high torque motor

Amp	Wattage	R.P.M.
7A	730W	0-4300rpm

## DEMOLITION HAMMER

mod.274 IM



- Anti vibration isolation handle
- Forged hammer mechanism
- Easy chisel release

Amp	Wattage	R.P.M.
10A	1050W	3000rpm

## PLANER

mod.6082



- Easy handle light weight construction
- Heavy duty motor
- All ball bearing construction

Amp	Wattage	R.P.M.
5A	520W	16000rpm

## DEMOLITION HAMMER

mod.2765



- 360 degree rotating front handle
- Forged hammer mechanism
- Easy chisel release

Amp	Wattage	R.P.M.
13A	1250W	1400rpm

## SCREW DRIVER

mod.2206T2



- Depth adjusting magnetic holder
- All ball bearing construction with high torque motor
- Aluminum alloy gear case and metal gears

Amp	Wattage	R.P.M.
7A	730W	0-2500rpm

## 4" SLIM BODY GRINDER

mod.430 I N



- All ball bearing construction
- Aluminum alloy gear case
- Metal gears
- Slim body for ease of operation

Amp	Wattage	R.P.M.
7A	730W	11000rpm

## 5" DISC SANDER

mod.4205T3



- Aluminum alloy gear case
- All ball bearing construction
- Hardened metal gears
- Heavy duty motor

Amp	Wattage	R.P.M.
15A	2200W	5000rpm

## 4" GRINDER

mod.450 I



- Aluminum alloy gear case and motor housing construction
- All ball bearing construction with spindle lock design
- Suitable for all metal grinding and cutting

Amp	Wattage	R.P.M.
7A	730W	11000rpm

## PORTABLE GRINDER

mod.5205



- Aluminum alloy gear case and motor housing construction
- All ball bearing construction
- Heavy duty high torque motor suitable for rust removal, deburring, polishing, and grinding

Amp	Wattage	R.P.M.
7A	800W	4800rpm

## 7" GRINDER

mod.4307

## 9" GRINDER

mod.4309



- Aluminum alloy gear case and motor housing construction
- All ball and needle bearing construction
- Heavy duty high torque motor

Model	Amp	Wattage	R.P.M.
4307	15A	2200W	6000rpm
4309	15A	2200W	5000rpm

## ROTARY DIE GRINDER

mod.5238



- All ball bearing construction
- Heavy duty powerful motor
- Aluminum alloy front case

Amp	Wattage	R.P.M.
4.5A	500W	25000rpm

## 185mm CIRCULAR SAW

mod.8107



- All aluminum alloy construction
- Full blade cover
- Heavy duty powerful motor

Amp	Wattage	R.P.M.
9.5A	1000W	4500rpm

## 185mm CIRCULAR SAW

mod.8207



- Full blade cover
- Heavy duty powerful motor
- Industrial nylon motor housing lighter weight

Amp	Wattage	R.P.M.
12A	1300W	4800rpm

## TILE CUTTER

mod.8210SC



- All aluminum gear case design
- Heavy duty powerful motor
- Suitable for masonry, concrete, and tile cutting

Amp	Wattage	R.P.M.
11A	1150W	13000rpm

## RECIPROCATING SAW

mod.8012



- 28.5mm / 1-1/8" stroke reciprocating sawing
- All ball bearing construction
- Aluminum alloy gear case

Amp	Wattage	R.P.M.
8A	850W	0-2400rpm

## JIG SAW

mod.8020



- Low vibration and low noise
- Quick blade change
- Stroke of 20mm

Amp	Wattage	R.P.M.
5A	520W	600-3000rpm

## VARIABLE SPEED JIG SAW

mod.8030V



- Variable speed design
- Heavy duty motor, all ball bearing construction
- 20mm stroke

Amp	Wattage	R.P.M.
5A	520W	600-3000rpm

## FINISHING SANDER

mod.6245



- 1/4 Sheet
- Aluminum alloy base
- Low vibration design

Amp	Wattage	R.P.M.
1.8A	190W	13000rpm

## 1/2 SHEET SANDER

mod.6284



- Heavy duty motor design for long hours of use
- Aluminum alloy base
- Suitable for all wood surfaces sanding

Amp	Wattage	R.P.M.
2A	210W	7200rpm

## TRIMMER

mod.7106



- Aluminum alloy motor housing
- Adjustable base
- Light weight easy operation

Amp	Wattage	R.P.M.
3.5A	370W	30000rpm

## 12mm ROUTER

mod.7112H



- 2HP heavy duty motor with D handle design
- Aluminum alloy motor housing and base
- All ball bearing construction

Amp	Wattage	R.P.M.
15A	2000W	23000rpm

## GROOVE CUTTER

mod.872 I



- Heavy duty powerful motor
- Suitable for groove cutting and sawing
- Aluminum alloy motor housing construction

Amp	Wattage	R.P.M.
15A	1600W	6500rpm

## DUST EXTRACTING GROOVE CUTTER

mod.872 I DF



- Patent dust extraction design
- Heavy duty powerful motor
- Aluminum alloy motor housing construction

Amp	Wattage	R.P.M.
15A	1600W	6500rpm